



PRODUCT GUIDE
QUICK-SELECTION

2025



ABOUT US

The ACDCFAN develops and manufactures compact cooling fans used in a wide range of industries, including Industrial machinery, Electric power Industry, PV field, Energy storage, and Telecommunications, among others. ACDCFAN produces AC axial fans, AC radial fans, DC axial fans, DC radial fans, EC axial fans and AC&DC Fan filter units for customers around the world. With over 20 years of dedicated experience in the field, ACDCFAN has grown to be a leading professional manufacturer of high-quality fans based in China.

ACDCFAN has been at the forefront of the industry, consistently providing cutting-edge solutions to meet the diverse needs of our customers. We are an ISO certified company with ISO9001 and ISO14001 certificates. Our cooling fans are RoHS compliant and designed to meet the toughest standards of UL, CE and TUV. The commitment of ACDCFAN to innovation, reliability and customer satisfaction has made us a trusted partner for businesses worldwide. We understand that every application is unique, the OEM/ODM/OBM services are available to offer customized solutions. ACDCFAN strives to be a respected global brand and continue to contribute to the future development of the cooling fan industry.



CONTENT

AC Fans	01
<hr/>	
AC Axial Fans	
• GW Series	02
• GN Series	03-05
AC Radial Fans	
• GRA Series	05
DC Fans	06
<hr/>	
DC Axial Fans	
• GD Series	07-14
DC Radial Fans	
• GRD Series	15-16
EC Fans	17
<hr/>	
EC Axial Fans	
• GE Series	18
Fan and Filter Units & Fan Accessories	19
<hr/>	
• Fan and Filter Units	20
• Plastic Fan Filter	20
• Plastic Fan Guard	20
• Aluminum Screen Filter	20
• Metal Finger Guard	20

AC Axial Fans & AC Radial Fans

3 Series - GW, GN and GRA

Features










- Size range from 80mm to 280mm
- Voltage: 110V, 220V, 380V
- Operation temperatures range: -30°C ~ 70°C
- Airflow from 16.5 CFM to 1150 CFM (28m³/h to 1955 m³/h)
- Service life from 30,000 to 50,000 hours

Certificates

- CE, UL




AC Axial Fans - Full Metal GW Series











Picture	Size	Model	Voltage	Freq.	Current	Power	Speed	Noise level	Max. Air Flow	Max. Static Pressure	Capacitor	
	mm		VAC	Hz	A	W	RPM	dB(A)	m ³ /h	CFM	mmH ₂ O	uf
	80x80x38 3.1"x3.1"x1.5"	GW80B	100/125	50/60	0.18/0.16	17/14	2700/3100	30/36	47.6/56.1	28/33	4.8/4.4	/
			200/240	50/60	0.09/0.08	17/14	2700/3100	30/36	47.6/56.1	28/33	4.8/4.4	/
	92x92x38 3.6"x3.6"x1.5"	GW92B	100/125	50/60	0.18/0.16	17/14	2600/3000	38/40	78.2/91.8	46/54	6.8/5.8	/
			200/240	50/60	0.09/0.08	17/14	2600/3000	38/40	78.2/91.8	46/54	6.8/5.8	/
	120x120x38 4.7"x4.7"x1.5"	GW120B	100/125	50/60	0.22/0.2	20/18	2600/3000	46/50	180.2/204	106/120	7.1/6.4	/
			200/240	50/60	0.12/0.11	20/18	2600/3000	46/50	180.2/204	106/120	7.1/6.4	/
			360/400	50/60	0.06/0.05	20/18	2600/3000	46/50	180.2/204	106/120	7.1/6.4	/
	172x150x55 6.8"x5.9"x2.1"	GW170E	100/125	50/60	0.55/0.58	37/35	2800/3100	48/52	297.5/323	175/190	12.9/11.2	/
			200/240	50/60	0.22/0.2	37/35	2800/3100	48/52	297.5/323	175/190	12.9/11.2	/
			360/400	50/60	0.12/0.1	37/35	2800/3100	48/52	297.5/323	175/190	12.9/11.2	/
	206x206x72 8.1"x8.1"x2.8"	GW205Z	100/125	50/60	0.55/0.65	55/65	2600/2800	59/61	850/926.5	500/545	17.3/16.2	4uf/250v
			200/240	50/60	0.3/0.35	55/65	2600/2800	59/61	850/926.5	500/545	17.3/16.2	2.2uf/450v
			360/400	50/60	0.22/0.2	55/65	2600/2800	59/61	850/926.5	500/545	17.3/16.2	0.7uf/630v
	225x225x80 8.9"x8.9"x3.1"	GW225H	100/125	50/60	0.55/0.65	55/65	2600/2800	59/61	850/926.5	500/545	17.3/16.2	4uf/250v
			200/240	50/60	0.3/0.35	55/65	2600/2800	59/61	850/926.5	500/545	17.3/16.2	2.2uf/450v
			360/400	50/60	0.22/0.2	55/65	2600/2800	59/61	850/926.5	500/545	17.3/16.2	0.7uf/630v
	Ø254x89 10"x3.5"	GW250K	100/125	50/60	0.9/1	100/130	2600/2800	65/68	1394/1530	820/900	18/16	6.0uf/450v
			200/240	50/60	0.5/0.65	100/130	2600/2800	65/68	1394/1530	820/900	18/16	3.0uf/400v
			360/400	50/60	0.25/0.27	100/130	2600/2800	65/68	1394/1530	820/900	18/16	1uf/630v
	280x280x80 11"x11"x3.1"	GW280H	100/125	50/60	1/1.1	110/150	2550/2700	69/71	1785/1870	1050/1100	19.8/16.8	10uf/250v
			200/240	50/60	0.55/0.65	110/150	2550/2700	69/71	1785/1870	1050/1100	19.8/16.8	4uf/450v
			360/400	50/60	0.3/0.35	110/150	2550/2700	69/71	1785/1870	1050/1100	19.8/16.8	1uf/630v
	280x280x90 11"x11"x3.5"	GW280K	100/125	50/60	1.1/1.2	110/150	2700/3000	70/72	1870/1955	1100/1150	27.8/22.6	10uf/250v
			200/240	50/60	0.6/0.7	110/150	2700/3000	70/72	1870/1955	1100/1150	27.8/22.6	4uf/450v
			360/400	50/60	0.35/0.37	110/150	2700/3000	70/72	1870/1955	1100/1150	27.8/22.6	1uf/630v

Customization











- High temperature resistance up to 150°C
- Anti-Salt spray







AC Axial Fans - Classic GN Series

Picture	Size	Model	Voltage	Freq.	Current	Power	Speed	Noise level	Max. Air Flow	Max. Static Pressure	
	mm		VAC	Hz	A	W	RPM	dB(A)	m ³ /h	CFM	mmH ₂ O
	80x80x25 3.1"x3.1"x1"	GN80A	100/125	50/60	0.12/0.11	12/11	2500/2800	26/28	28/30.9	16.5/18.2	3.02/2.8
			200/240	50/60	0.07/0.06	12/11	2500/2800	26/28	28/30.9	16.5/18.2	3.02/2.8
			360/400	50/60	0.05/0.04	12/11	2500/2800	26/28	28/30.9	16.5/18.2	3.02/2.8
	80x80x38 3.1"x3.1"x1.5"	GN80B	100/125	50/60	0.16/0.14	13/12	2300/2500	28/32	47.6/56.1	28/33	2.8/2.6
			200/240	50/60	0.09/0.08	13/12	2300/2500	28/32	47.6/56.1	28/33	2.8/2.6
			360/400	50/60	0.05/0.04	13/12	2300/2500	28/32	47.6/56.1	28/33	2.8/2.6
	92x92x25 3.6"x3.6"x1"	GN92A	100/125	50/60	0.12/0.11	12/11	2350/2700	34/36	44.2/52.7	26/31	4.14/3.01
			200/240	50/60	0.07/0.06	12/11	2350/2700	34/36	44.2/52.7	26/31	4.14/3.01
			360/400	50/60	0.05/0.04	12/11	2350/2700	34/36	44.2/52.7	26/31	4.14/3.01
	92x92x38 3.6"x3.6"x1.5"	GN92B	100/125	50/60	0.16/0.14	13/12	2300/2500	31/35	54.4/69.7	32/41	4.6/3.5
			200/240	50/60	0.09/0.08	13/12	2300/2500	31/35	54.4/69.7	32/41	4.6/3.5
			360/400	50/60	0.05/0.04	13/12	2300/2500	31/35	54.4/69.7	32/41	4.6/3.5
	110x110x25 4.3"x4.3"x1"	GN110A	100/125	50/60	0.12/0.11	12/11	2000/2200	36/38	69.7/76.5	41/45	2.99/2.4
			200/240	50/60	0.07/0.06	12/11	2000/2200	36/38	69.7/76.5	41/45	2.99/2.4
			360/400	50/60	0.05/0.04	12/11	2000/2200	36/38	69.7/76.5	41/45	2.99/2.4
	120x120x25 4.7"x4.7"x1"	GN120A-5	100/125	50/60	0.12/0.11	12/11	1800/2000	39/41	76.5/89.7	45/52.8	2.79/2.56
			200/240	50/60	0.07/0.06	12/11	1800/2000	39/41	76.5/89.7	45/52.8	2.79/2.56
			360/400	50/60	0.05/0.04	12/11	1800/2000	39/41	76.5/89.7	45/52.8	2.79/2.56
	120x120x25 4.7"x4.7"x1"	GN120A-7	100/125	50/60	0.14/0.12	13	2000/2200	39/41	91.8/95.2	54/56	3.1/2.8
			200/240	50/60	0.08/0.07	13	2000/2200	39/41	91.8/95.2	54/56	3.1/2.8
			360/400	50/60	0.05/0.04	13	2000/2200	39/41	91.8/95.2	54/56	3.1/2.8
	120x120x25 4.7"x4.7"x1"	GN120A Metal	100/125	50/60	0.16/0.14	14/13	2200/2400	39/41	100/113	59/67	4.6/4.0
			200/240	50/60	0.1/0.08	14/13	2200/2400	39/41	100/113	59/67	4.6/4.0
			360/400	50/60	0.06/0.05	14/13	2200/2400	39/41	100/113	59/67	4.6/4.0
	120x120x38 4.7"x4.7"x1.5"	GN120B-5	100/125	50/60	0.24/0.22	19/18	2600/2900	42/44	130.9/139.4	77/82	6.2/5.4
			200/240	50/60	0.12/0.11	19/18	2600/2900	42/44	130.9/139.4	77/82	6.2/5.4
			360/400	50/60	0.09/0.08	19/18	2600/2900	42/44	130.9/139.4	77/82	6.2/5.4
	120x120x38 4.7"x4.7"x1.5"	GN120B-7	100/125	50/60	0.24/0.22	19/18	2500/2700	44/46	136/149.6	80/88	5.6/5.1
			200/240	50/60	0.12/0.11	19/18	2500/2700	44/46	136/149.6	80/88	5.6/5.1
			360/400	50/60	0.09/0.08	19/18	2500/2700	44/46	136/149.6	80/88	5.6/5.1







AC Axial Fans - Classic GN Series

Picture	Size	Model	Voltage	Freq.	Current	Power	Speed	Noise level	Max. Air Flow	Max. Static Pressure	
	mm		VAC	Hz	A	W	RPM	dB(A)	m ³ /h	CFM	mmH ₂ O
	120x120x38 4.7"x4.7"x1.5"	GN120B Metal	100/125	50/60	0.24/0.22	19/18	2600/3000	43/45	142.8/161.5	84/95	7.4/6.6
			200/240	50/60	0.12/0.11	19/18	2600/3000	43/45	142.8/161.5	84/95	7.4/6.6
			360/400	50/60	0.09/0.08	19/18	2600/3000	43/45	142.8/161.5	84/95	7.4/6.6
	135x135x38 5.3"x5.3"x1.5"	GN135B	100/125	50/60	0.24/0.22	20/18	2600/2800	45/47	146.2/161.5	86/95	6.3/4.3
			200/240	50/60	0.12/0.11	20/18	2600/2800	45/47	146.2/161.5	86/95	6.3/4.3
			360/400	50/60	0.09/0.08	20/18	2600/2800	45/47	146.2/161.5	86/95	6.3/4.3
	150x150x50 5.9"x5.9"x2"	GN150D-5	100/125	50/60	0.45/0.42	30/28	2700/3000	53/59	255/272	150/160	10.8/9.5
			200/240	50/60	0.24/0.22	30/28	2700/3000	53/59	255/272	150/160	10.8/9.5
			360/400	50/60	0.12/0.11	30/28	2700/3000	53/59	255/272	150/160	10.8/9.5
	150x150x50 5.9"x5.9"x2"	GN150D-7	100/125	50/60	0.45/0.42	32/30	2500/2600	54/58	297.5/314.5	175/185	7.3/6.2
			200/240	50/60	0.24/0.22	32/30	2500/2600	54/58	297.5/314.5	175/185	7.3/6.2
			360/400	50/60	0.12/0.11	32/30	2500/2600	54/58	297.5/314.5	175/185	7.3/6.2
	172x151x39 6.8"x5.9"x1.5"	GN170B	100/125	50/60	0.4/0.38	25/24	2400/2700	51/54	212.5/246.5	125/145	9.2/8.1
			200/240	50/60	0.2/0.18	25/24	2400/2700	51/54	212.5/246.5	125/145	9.2/8.1
			360/400	50/60	0.1/0.09	25/24	2400/2700	51/54	212.5/246.5	125/145	9.2/8.1
	172x150x51 6.8"x5.9"x2"	GN170D-5	100/125	50/60	0.45/0.42	30/28	2700/3000	53/59	255/272	150/160	10.8/9.5
			200/240	50/60	0.24/0.22	30/28	2700/3000	53/59	255/272	150/160	10.8/9.5
			360/400	50/60	0.12/0.11	30/28	2700/3000	53/59	255/272	150/160	10.8/9.5
	172x150x51 6.8"x5.9"x2"	GN170D-7	100/125	50/60	0.45/0.42	32/30	2500/2600	54/58	297.5/314.5	175/185	12.23/9.38
			200/240	50/60	0.24/0.22	32/30	2500/2600	54/58	297.5/314.5	175/185	12.23/9.38
			360/400	50/60	0.12/0.11	32/30	2500/2600	54/58	297.5/314.5	175/185	12.23/9.38
	172x150x51 6.8"x5.9"x2"	GN170D Capacitor	100/125	50/60	0.23/0.24	24.5/26.2	2700/3100	54.5/58.7	328.8/420.8	193.5/214.5	11.8/8.62
			200/240	50/60	0.13/0.15	28.7/32	2700/3100	54.5/58.7	328.8/420.8	193.5/214.5	11.8/8.62
	172x150x51 6.8"x5.9"x2"	GN170D Metal	100/125	50/60	0.45/0.42	32/30	2600/3000	53/55	297/323	175/190	9.5/6.8
			200/240	50/60	0.24/0.22	32/30	2600/3000	53/55	297/323	175/190	9.5/6.8
			360/400	50/60	0.15/0.14	32/30	2600/3000	53/55	297/323	175/190	9.5/6.8
	180x180x60 7"x7"x2.4"	GN180F	100/125	50/60	0.54/0.52	42/40	2700/3000	61/64	442/493	260/290	11.95/4.1
			200/240	50/60	0.35/0.32	42/40	2700/3000	61/64	442/493	260/290	11.95/4.1
			360/400	50/60	0.2/0.18	42/40	2700/3000	61/64	442/493	260/290	11.95/4.1

AC Axial Fans - Classic GN Series

Picture	Size	Model	Voltage	Freq.	Current	Power	Speed	Noise level	Max. Air Flow	Max. Static Pressure	Capacitor	
	mm		VAC	Hz	A	W	RPM	dB(A)	m ³ /h	CFM	mmH ₂ O	uf
	200x200x60 7.9"x7.9"x2.4"	GN200F	100/125	50/60	0.6/0.58	45/42	2600/2700	63/65	544/561	320/330	6.28/2.25	/
			200/240	50/60	0.35/0.32	45/42	2600/2700	63/65	544/561	320/330	6.28/2.25	/
			360/400	50/60	0.2/0.18	45/42	2600/2700	63/65	544/561	320/330	6.28/2.25	/
	Ø220x60 8.7"x2.4"	GN220F	100/125	50/60	0.58	45/42	2600/2700	63/65	544/561	320/330	5.34/2.1	/
			200/240	50/60	0.35/0.32	45/42	2600/2700	63/65	544/561	320/330	5.34/2.1	/
			360/400	50/60	0.2/0.18	45/42	2600/2700	63/65	544/561	320/330	5.34/2.1	/
	206x206x72 8.1"x8.1"x2.8"	GN205Z	100/125	50/60	0.6/0.7	60/80	2800/3200	67/69	1071/1156	630/680	22/11.7	6uf/250v
			200/240	50/60	0.3/0.4	60/80	2800/3200	67/69	1071/1156	630/680	22/11.7	3uf/450v
	Ø254x89 10"x3.5"	GN250K	100/125	50/60	0.85	75.5/88.7	2550/2450	68/70	836.4/736.1	492/433	13.9/12.2	4uf/250v
			200/240	50/60	0.4	75.5/88.7	2550/2450	68/70	836.4/736.1	492/433	13.9/12.2	1.5uf/450v
			360/400	50/60	0.2	75.5/88.7	2550/2450	68/70	836.4/736.1	492/433	13.9/12.2	0.7uf/630v

AC Radial Fans - GRA Series

Picture	Size	Model	Voltage	Freq.	Current	Power	Speed	Noise level	Capacitor	Max. Air Flow	Max. Static Pressure		
	mm		VAC	Hz	A	W	RPM	dB(A)	uf	m ³ /h	CFM	Pa	mmH ₂ O
	Ø175x65 6.9"x2.6"	GRA175A	100/125	60	0.56	51	3100	68	3.3uf/630v	570	335	350	35.7
			200/240	50/60	0.28/0.25	51/56	2750/3100	63/68	1.5uf/630v	490/570	288/335	250/350	25.5/35.7
	Ø190x61 7.5"x2.4"	GRA190A	100/125	50/60	0.65/0.75	70/90	2600/2950	62/64	8.0uf/250v	570/620	336/365	330/430	33.6/43.8
			200/240	50/60	0.3/0.45	70/90	2600/2950	62/64	2.2uf/630v	570/620	336/365	330/430	33.6/43.8
	Ø220x64 8.7"x2.5"	GRA220A	100/125	50/60	0.90/1.17	115/134	2600/2950	73/74	8.0uf/250v	885/990	512/583	420/560	42.8/57.1
			200/240	50/60	0.45/0.46	90/98	2600/2950	73/74	8.0uf/250v	885/990	512/583	420/560	42.8/57.1
	Ø225x89 8.9"x3.5"	GRA225A	115	50/60	1.3/1.7	120/180	2500/2700	69/71	20uf/450v	1200/1340	706/789	550/700	56.1/71.4
			230	50/60	0.55/0.8	120/180	2500/2700	69/71	4uf/630v	1200/1340	706/789	550/700	56.1/71.4
	Ø250x86 9.8"x3.4"	GRA250A	100/125	50/60	1.3/1.8	120/210	2400/2500	75/78	20uf/450v	1450/1490	854/878	580/740	59.1/75.5
			200/240	50/60	0.6/0.85	120/210	2400/2500	75/78	4uf/630v	1450/1490	854/878	580/740	59.1/75.5
	181x174x87 7.1"x6.9"x3.4"	GRA 130FLJ5	200/240	50/60	0.55/0.50	120/160	2700/3000	72.5/74	/	339.8/407.8	200/240	342/314	35/32

DC Axial Fans & DC Radial Fans

2 Series - GD and GRD

Features

- Size range from 25mm to 254mm
- Voltage: 5V, 12V, 24V, 48V
- Operation temperatures range: -30°C ~ 70°C
- Speed from 2000 rpm to 20,000 rpm
- Service life from 30,000 to 70,000 hours
- Optional functions: PWM, FG, RD

Customization





- IP68 level
- High temperature resistance up to 120°C

Certificates





- CE, UL







DC Axial Fans - GD Series

Picture	Size	Model	Voltage	Voltage Range	Current	Power	Speed	Max. Air Flow		Max.Static Pressure		Noise level
	mm		VDC	VDC	A	W	RPM	m ³ /min	CFM	mmH ₂ O	INH ₂ O	dB(A)
	25x25x10 1"x1"x0.4"	GD2510L05	5	3.6 to 6.8	0.13	0.65	10000	0.056	1.99	4.48	0.18	22.8
		GD2510L12	12	6.0 to 13.5	0.04	0.48						
		GD2510M05	5	3.6 to 6.8	0.17	0.85	12000	0.067	2.38	7.37	0.29	25.2
		GD2510M12	12	6.0 to 13.5	0.05	0.6						
		GD2510H05	5	3.6 to 6.8	0.23	1.15	15000	0.084	2.98	7.98	0.31	28.9
		GD2510H12	12	6.0 to 13.5	0.06	0.72						
	30x30x10 1.2"x1.2"x0.4"	GD3010L05	5	3.6 to 6.8	0.11	0.55	8500	0.08	2.76	6.39	0.25	27.5
		GD3010L12	12	6.0 to 13.5	0.04	0.48						
		GD3010L24	24	18 to 26.5	0.02	0.48						
		GD3010M05	5	3.6 to 6.8	0.18	0.9	10500	0.1	3.41	7.89	0.31	30.2
		GD3010M12	12	6.0 to 13.5	0.01	0.12						
		GD3010M24	24	18 to 26.5	0.01	0.24	13000	0.12	4.22	9.77	0.39	34.2
		GD3010H05	5	3.6 to 6.8	0.29	1.45						
		GD3010H12	12	6.0 to 13.5	0.12	1.44						
GD3010H24	24	18 to 26.5	0.05	1.2								
	40x40x10 1.6"x1.6"x0.4"	GD4010L05	5	3.6 to 6.8	0.2	1	6500	0.02	7.24	4.7	0.19	28.6
		GD4010L12	12	6.0 to 13.5	0.12	1.44						
		GD4010M12	12	6.0 to 13.5	0.15	1.8	7500	0.29	10.22	5.76	0.23	30.5
		GD4010M24	24	18 to 26.5	0.06	1.44						
		GD4010H12	12	6.0 to 13.5	0.19	2.28	8000	0.32	11.29	6.49	0.26	33.4
		GD4010H24	24	18 to 26.5	0.08	1.92						
	40x40x20 1.6"x1.6"x0.8"	GD4020L05	5	3.6 to 6.8	0.2	1	6000	0.17	6.16	5.4	0.21	23.6
		GD4020L12	12	6.0 to 13.5	0.08	0.96						
		GD4020L24	24	18 to 26.5	0.04	0.96						
		GD4020M05	5	3.6 to 6.8	0.28	1.4	8000	0.23	8.23	7.62	0.3	25.4
		GD4020M12	12	6.0 to 13.5	0.15	1.8						
		GD4020M24	24	18 to 26.5	0.08	1.92	10000	0.26	9.15	8.5	0.33	27.2
		GD4020H12	12	6.0 to 13.5	0.25	3						
		GD4020H24	24	18 to 26.5	0.12	2.88						






DC Axial Fans - GD Series

Picture	Size	Model	Voltage	Voltage Range	Current	Power	Speed	Max. Air Flow		Max.Static Pressure		Noise level
	mm		VDC	VDC	A	W	RPM	m ³ /min	CFM	mmH ₂ O	INH ₂ O	dB(A)
 NEW 40x40x28 1.6"x1.6"x1.1"		GD4028L12	12	6.0 to 13.5	0.3	3.6	8500	0.354	12.5	15.5	0.61	35.5
		GD4028L24	24	18 to 26.5	0.18	4.32						
		GD4028M12	12	6.0 to 13.5	0.5	6	13000	0.43	15.2	19.2	0.76	40.2
		GD4028M24	24	18 to 26.5	0.3	7.2						
		GD4028H12	12	6.0 to 13.5	0.8	9.6	20000	0.616	21.8	43.63	1.72	58
		GD4028H24	24	18 to 26.5	0.5	12						
 50x50x10 2"x2"x0.4"		GD5010L05	5	3.6 to 6.8	0.17	0.85	5000	0.32	11.23	3.8	0.15	28.5
		GD5010L12	12	6.0 to 13.5	0.1	1.2						
		GD5010M05	5	3.6 to 6.8	0.23	1.15	6000	0.38	13.61	5.89	0.23	32.6
		GD5010M12	12	6.0 to 13.5	0.14	1.68						
		GD5010M24	24	18 to 26.5	0.08	1.92	6500	0.42	14.74	6.38	0.25	34.2
		GD5010H12	12	6.0 to 13.5	0.22	2.64						
 50x50x15 2"x2"x0.6"		GD5015L05	5	3.6 to 6.8	0.21	1.05	5300	0.311	11.11	5.29	0.21	32.2
		GD5015L12	12	6.0 to 13.5	0.12	1.44						
		GD5015L24	24	18 to 26.5	0.08	1.92	6400	0.411	14.66	6.5	0.26	34.6
		GD5015M12	12	6.0 to 13.5	0.21	2.52						
		GD5015M24	24	18 to 26.5	0.1	2.4	7500	0.491	17.18	9.5	0.37	38.1
		GD5015H12	12	6.0 to 13.5	0.26	3.12						
 50x50x20 2"x2"x0.8"		GD5020L05	5	3.6 to 6.8	0.22	1.1	4800	0.41	14.36	4.39	0.17	28.7
		GD5020L12	12	6.0 to 13.5	0.19	2.28						
		GD5020L24	24	18 to 26.5	0.1	2.4	5800	0.47	16.67	6.59	0.26	34.3
		GD5020M05	5	3.6 to 6.8	0.4	2						
		GD5020M12	12	6.0 to 13.5	0.22	2.64	6500	0.53	18.68	8.2	0.32	39.2
		GD5020M24	24	18 to 26.5	0.11	2.64						
	GD5020H12	12	6.0 to 13.5	0.28	3.36							
	GD5020H24	24	18 to 26.5	0.18	4.32							





DC Axial Fans - GD Series

Picture	Size	Model	Voltage	Voltage Range	Current	Power	Speed	Max. Air Flow		Max. Static Pressure		Noise level	
	mm		VDC	VDC	A	W	RPM	m ³ /min	CFM	mmH ₂ O	INH ₂ O	dB(A)	
	60x60x15 2.4"x2.4"x0.6"	GD6015L05	5	3.6 to 6.8	0.21	1.05							
		GD6015L12	12	6.0 to 13.5	0.1	1.2	4300	0.51	18.17	4.6	0.18	35.1	
		GD6015L24	24	18 to 26.5	0.06	1.44							
		GD6015M12	12	6.0 to 13.5	0.17	2.04	5100	0.61	21.27	5.68	0.22	37.4	
		GD6015M24	24	18 to 26.5	0.08	1.92							
		GD6015H12	12	6.0 to 13.5	0.2	2.4	5800	0.71	24.79	7.1	0.28	39.8	
		GD6015H24	24	18 to 26.5	0.11	2.64							
	60x60x20 2.4"x2.4"x0.8"	GD6020L05	5	3.6 to 6.8	0.21	1.05							
		GD6020L12	12	6.0 to 13.5	0.1	1.2	3500	0.51	17.83	3.87	0.15	27.9	
		GD6020L24	24	18 to 26.5	0.06	1.44							
		GD6020M12	12	6.0 to 13.5	0.17	2.04	4300	0.62	21.81	5.3	0.21	34.2	
		GD6020M24	24	18 to 26.5	0.09	2.16							
		GD6020H12	12	6.0 to 13.5	0.2	2.4	4700	0.71	24.91	6.2	0.24	36.8	
		GD6020H24	24	18 to 26.5	0.11	2.64							
	60x60x25 2.4"x2.4"x1"	GD6025L12	12	6.0 to 13.5	0.15	1.8							
		GD6025L24	24	18 to 26.5	0.08	1.92	4000	0.542	19.158	5.944	0.234	36.9	
		GD6025L48	48	36 to 54	0.04	1.92							
		GD6025M12	12	6.0 to 13.5	0.3	3.6	5500	0.612	21.62	7.236	0.285	38	
		GD6025M24	24	18 to 26.5	0.15	3.6							
		GD6025M48	48	36 to 54	0.08	3.84							
		GD6025H12	12	6.0 to 13.5	0.45	5.4	7000	0.668	23.596	8.657	0.341	41.1	
	60x60x38 2.4"x2.4"x1.5" Xflow	GD6038L12	12	6.0 to 13.5	0.6	7.2							
		GD6038L24	24	18 to 26.5	0.2	4.8	8000	0.87	30.76	17.17	0.68	47.1	
		GD6038L48	48	36 to 54	0.15	7.2							
		GD6038M12	12	6.0 to 13.5	1.5	18							
		GD6038M24	24	18 to 26.5	0.35	8.4	12000	1.34	47.19	38.64	1.52	57.4	
		GD6038M48	48	36 to 54	0.3	14.4							
		GD6038H12	12	6.0 to 13.5	2.5	30							
GD6038H24	24	18 to 26.5	0.7	16.8	20000	2.18	76.89	107.32	4.23	69			
GD6038H48	48	36 to 54	0.5	24									





DC Axial Fans - GD Series

Picture	Size	Model	Voltage	Voltage Range	Current	Power	Speed	Max. Air Flow		Max. Static Pressure		Noise level	
	mm		VDC	VDC	A	W	RPM	m ³ /min	CFM	mmH ₂ O	INH ₂ O	dB(A)	
	70x70x15 2.8"x2.8"x0.6"	GD7015L05	5	3.6 to 6.8	0.21	1.05							
		GD7015L12	12	6.0 to 13.5	0.12	1.44	3400	0.62	21.85	2.7	0.11	28.2	
		GD7015L24	24	18 to 26.5	0.07	1.68							
		GD7015M12	12	6.0 to 13.5	0.19	2.28	4000	0.71	25.01	3.6	0.142	32.7	
		GD7015M24	24	18 to 26.5	0.09	2.16							
		GD7015H12	12	6.0 to 13.5	0.26	3.12	4500	0.82	29.02	4.65	0.183	34.8	
		GD7015H24	24	18 to 26.5	0.13	3.12							
	70x70x20 2.8"x2.8"x0.8"	GD7020L12	12	6.0 to 13.5	0.12	1.44	2500	0.489	17.29	2.068	0.082	31.2	
		GD7020L24	24	18 to 26.5	0.08	1.92							
		GD7020M12	12	6.0 to 13.5	0.24	2.88	3500	0.723	25.54	4.135	0.163	35.2	
		GD7020M24	24	18 to 26.5	0.13	3.12							
		GD7020H12	12	6.0 to 13.5	0.35	4.2	4500	1.004	35.48	7.494	0.295	39.4	
		GD7020H24	24	18 to 26.5	0.22	5.28							
	70x70x25 2.8"x2.8"x1"	GD7025L12	12	6.0 to 13.5	0.1	1.2	3000	0.64	22.71	3.49	0.14	34	
		GD7025L24	24	18 to 26.5	0.07	1.68							
		GD7025M12	12	6.0 to 13.5	0.16	1.92	4000	0.93	32.64	6.07	0.24	41.9	
		GD7025M24	24	18 to 26.5	0.11	2.64							
		GD7025H12	12	6.0 to 13.5	0.27	3.24	4900	1.26	44.37	11.24	0.44	45.6	
		GD7025H24	24	18 to 26.5	0.17	4.08							
	80x80x15 3.1"x3.1"x0.8"	GD8015L05	5	3.6 to 6.8	0.24	1.2	2000	0.61	21.26	1.29	0.05	26.6	
		GD8015L12	12	6.0 to 13.5	0.1	1.2							
		GD8015M12	12	6.0 to 13.5	0.13	1.56	2500	0.83	29.51	2.77	0.11	29.2	
		GD8015M24	24	18 to 26.5	0.08	1.92							
		GD8015H12	12	6.0 to 13.5	0.3	3.6	3500	1.04	36.64	4.05	0.16	35.6	
		GD8015H24	24	18 to 26.5	0.18	4.32							
	80x80x20 3.1"x3.1"x0.8"	GD8020L12	12	6.0 to 13.5	0.11	1.32	2600	0.71	25.29	2.3	0.09	29.9	
		GD8020L24	24	18 to 26.5	0.07	1.68							
		GD8020M12	12	6.0 to 13.5	0.19	2.28	3400	1.04	36.64	4.52	0.18	36.2	
		GD8020M24	24	18 to 26.5	0.12	2.88							
		GD8020H24	24	18 to 26.5	0.24	5.76	5000	1.41	49.68	7.5	0.295	43.7	
		GD8020H48	48	36 to 54	0.12	5.76							





DC Axial Fans - GD Series

Picture	Size	Model	Voltage	Voltage Range	Current	Power	Speed	Max. Air Flow		Max. Static Pressure		Noise level
	mm		VDC	VDC	A	W	RPM	m ³ /min	CFM	mmH ₂ O	IN.H ₂ O	dB(A)
 NEW 80x80x25 3.1"x3.1"x1.5" Xflow		GD8025L12	12	6.0 to 13.5	0.15	1.8						
		GD8025L24	24	18 to 26.5	0.1	2.4	2500	0.9	31.85	2.15	0.08	31.5
		GD8025L48	48	36 to 54	0.05	2.4						
		GD8025M12	12	6.0 to 13.5	0.3	3.6						
		GD8025M24	24	18 to 26.5	0.15	3.6	3000	1.08	38.23	3.1	0.12	35.7
		GD8025M48	48	36 to 54	0.08	3.84						
		GD8025H12	12	6.0 to 13.5	0.5	6						
		GD8025H24	24	18 to 26.5	0.25	6	4500	1.62	57.34	6.97	0.27	45.4
	GD8025H48	48	36 to 54	0.12	5.76							
 80x80x38 3.1"x3.1"x1.5" XPressure		GD8038L12	12	6.0 to 13.5	0.5	6						
		GD8038L24	24	18 to 26.5	0.25	6	4000	1.49	52.52	10.46	0.41	42
		GD8038L48	48	36 to 54	0.12	5.76						
		GD8038M12	12	6.0 to 13.5	0.9	10.8						
		GD8038M24	24	18 to 26.5	0.45	10.8	6000	2.39	84.32	24.95	0.98	57.3
		GD8038H12	12	6.0 to 13.5	1.6	19.2						
		GD8038H24	24	18 to 26.5	0.8	19.2	8000	4.08	131	60.61	2.39	69.5
		GD8038H48	48	36 to 54	0.4	19.2						
 92x92x25 3.6"x3.6"x1"		GD9225L12	12	6.0 to 13.5	0.15	1.8						
		GD9225L24	24	18 to 26.5	0.08	1.92	2500	1.43	50.66	3.23	0.13	33.6
		GD9225L48	48	36 to 54	0.04	1.92						
		GD9225M12	12	6.0 to 13.5	0.3	3.6						
		GD9225M24	24	18 to 26.5	0.15	3.6	3500	1.71	60.25	5.94	0.23	40.9
		GD9225M48	48	36 to 54	0.12	5.76						
		GD9225H12	12	6.0 to 13.5	0.45	5.4						
		GD9225H24	24	18 to 26.5	0.25	6	4500	2.06	72.79	9.3	0.37	45.3
	GD9225H48	48	36 to 54	0.12	5.76							
 92x92x38 3.6"x3.6"x1.5" XPressure		GD9238L12	12	6.0 to 13.5	0.5	6						
		GD9238L24	24	18 to 26.5	0.25	6	4000	2.33	82.04	24.27	0.96	37
		GD9238L48	48	36 to 54	0.12	5.76						
		GD9238M12	12	6.0 to 13.5	0.9	10.8						
		GD9238M24	24	18 to 26.5	0.45	10.8	6000	3.49	123.05	36.4	1.43	55.6
		GD9238M48	48	36 to 54	0.22	10.56						
		GD9238H12	12	6.0 to 13.5	1.6	19.2						
		GD9238H24	24	18 to 26.5	0.8	19.2	7500	4.66	164.07	48.53	1.91	74
	GD9238H48	48	36 to 54	0.4	19.2							

DC Axial Fans - GD Series



Picture	Size	Model	Voltage	Voltage Range	Current	Power	Speed	Max. Air Flow		Max. Static Pressure		Noise level	
	mm		VDC	VDC	A	W	RPM	m ³ /min	CFM	mmH ₂ O	INH ₂ O	dB(A)	
	120x120x25 4.7"x4.7"x1"	GD12025L12	12	6.0 to 13.5	0.15	1.8							
		GD12025L24	24	18 to 26.5	0.08	1.92	2000	1.39	49.21	2.32	0.09	28.6	
		GD12025L48	48	36 to 54	0.04	1.92							
		GD12025M12	12	6.0 to 13.5	0.3	3.6							
		GD12025M24	24	18 to 26.5	0.15	3.6	2500	2.08	73.45	4.65	0.18	36.8	
		GD12025M48	48	36 to 54	0.08	3.84							
		GD12025H12	12	6.0 to 13.5	0.45	5.4							
		GD12025H24	24	18 to 26.5	0.25	6	3500	3.22	113.9	8.9	0.35	49.5	
		GD12025H48	48	36 to 54	0.12	5.76							
	120x120x38 4.7"x4.7"x1.5"	GD12038L12	12	6.0 to 13.5	0.35	4.2							
		GD12038L24	24	18 to 26.5	0.15	3.6	2500	2.77	97.91	7.62	0.3	41.5	
		GD12038L48	48	36 to 54	0.08	3.84							
		GD12038M12	12	6.0 to 13.5	0.8	9.6							
		GD12038M24	24	18 to 26.5	0.3	7.2	3500	3.95	139.4	13.69	0.54	50.6	
		GD12038M48	48	36 to 54	0.15	7.2							
		GD12038H12	12	6.0 to 13.5	1.6	19.2							
		GD12038H24	24	18 to 26.5	0.8	19.2	4500	4.73	167.2	23.55	0.93	56.6	
		GD12038H48	48	36 to 54	0.4	19.2							
	120x120x38 4.7"x4.7"x1.5" XPressure	GD12038L12	12	6.0 to 13.5	1	12							
		GD12038L24	24	18 to 26.5	0.5	12	3500	4.72	166.37	15.35	0.60	46.5	
		GD12038L48	48	36 to 54	0.3	14.4							
		GD12038M12	12	6.0 to 13.5	1.8	21.6							
		GD12038M24	24	18 to 26.5	1	24	4500	6.13	215.87	26.43	1.04	63.3	
		GD12038M48	48	36 to 54	0.5	24							
		GD12038H12	12	6.0 to 13.5	3	36							
		GD12038H24	24	18 to 26.5	1.2	28.8	5500	7.56	266.52	38.23	1.51	67.9	
		GD12038H48	48	36 to 54	0.8	38.4							
	150x150x50 5.9"x5.9"x2"	GD15050L12	12	6.0 to 13.5	1.2	14.4							
		GD15050L24	24	18 to 26.5	0.5	12	3000	6.77	238.8	10.68	0.42	54.7	
		GD15050L48	48	36 to 54	0.3	14.4							
		GD15050M12	12	6.0 to 13.5	1.6	19.2							
		GD15050M24	24	18 to 26.5	0.8	19.2	3500	9.25	326.2	17.15	0.68	63.2	
		GD15050M48	48	36 to 54	0.4	19.2							
		GD15050H12	12	6.0 to 13.5	3	36							
		GD15050H24	24	18 to 26.5	1.3	31.2	4500	11.4	402.3	36.4	1.43	70	
		GD15050H48	48	36 to 54	0.8	38.4							

DC Axial Fans - GD Series

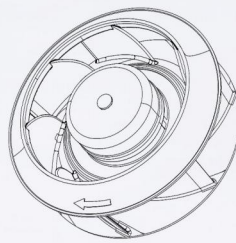
Picture	Size	Model	Voltage	Voltage Range	Current	Power	Speed	Max. Air Flow		Max. Static Pressure		Noise level	
	mm		VDC	VDC	A	W	RPM	m ³ /min	CFM	mmH ₂ O	INH ₂ O	dB(A)	
	172x150x51 6.8"x5.9"x2"	GD17250L12	12	6.0 to 13.5	1.2	14.4							
		GD17250L24	24	18 to 26.5	0.5	12	3000	6.77	238.8	10.68	0.42	54.7	
		GD17250L48	48	36 to 54	0.3	14.4							
		GD17250M12	12	6.0 to 13.5	1.6	19.2							
		GD17250M24	24	18 to 26.5	0.8	19.2	3500	9.25	326.2	17.15	0.68	63.2	
		GD17250M48	48	36 to 54	0.4	19.2							
		GD17250H12	12	6.0 to 13.5	3	36							
		GD17250H24	24	18 to 26.5	1.3	31.2	4500	11.4	402.3	36.4	1.43	70	
		GD17250H48	48	36 to 54	0.8	38.4							
	172x150x51 6.8"x5.9"x2" XSpeed	GD17250H24B	24	18 to 26.5	6.5	156	6500	14.83	490	72.79	2.87	71	
		GD17250H48B	48	36 to 54	5.1	245	8000	18.25	605	110.26	4.34	75	
	180x180x60 7"x7"x2.4"	GD18060L12	12	6.0 to 13.5	2.5	30							
		GD18060L24	24	18 to 26.5	1.5	36	2500	8.93	315.39	13.18	0.52	55.8	
		GD18060L48	48	36 to 54	0.8	38.4							
		GD18060M12	12	6.0 to 13.5	4	48							
		GD18060M24	24	18 to 26.5	2	48	3500	11.1	392.03	21.71	0.86	64.9	
		GD18060M48	48	36 to 54	1.2	57.6							
		GD18060H12	12	6.0 to 13.5	6	72							
		GD18060H24	24	18 to 26.5	4	96	4300	14.88	525.26	32.36	1.27	69.3	
		GD18060H48	48	36 to 54	2	96							
	200x200x60 7.9"x7.9"x2.4"	GD20060L12	12	6.0 to 13.5	2	24							
		GD20060L24	24	18 to 26.5	0.8	19.2	2500	14.57	513.66	9.24	0.36	60.2	
		GD20060L48	48	36 to 54	0.4	19.2							
		GD20060M12	12	6.0 to 13.5	3	36							
		GD20060M24	24	18 to 26.5	1.5	36	3000	17.49	616.4	11.08	0.44	65.8	
		GD20060M48	48	36 to 54	0.8	38.4							
		GD20060H12	12	6.0 to 13.5	4.5	54							
		GD20060H24	24	18 to 26.5	2.5	60	3500	20.4	719.14	12.93	0.51	70.5	
		GD20060H48	48	36 to 54	1.5	72							

DC Axial Fans - GD Series

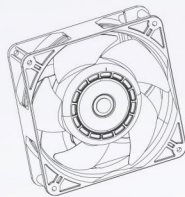


Picture	Size	Model	Voltage	Voltage Range	Current	Power	Speed	Max. Air Flow		Max.Static Pressure		Noise level
	mm		VDC	VDC	A	W	RPM	m ³ /min	CFM	mmH ₂ O	INH ₂ O	dB(A)
	Ø220x60 8.7"x2.4"	GD22060L12	12	6.0 to 13.5	2	24						
		GD22060L24	24	18 to 26.5	0.8	19.2	2500	14.57	513.66	9.24	0.36	60.2
		GD22060L48	48	36 to 54	0.4	19.2						
		GD22060M12	12	6.0 to 13.5	3	36						
		GD22060M24	24	18 to 26.5	1.5	36	3000	17.49	616.4	11.08	0.44	65.8
		GD22060M48	48	36 to 54	0.8	38.4						
		GD22060H12	12	6.0 to 13.5	4.5	54						
		GD22060H24	24	18 to 26.5	2.5	60	3500	20.4	719.14	12.93	0.51	70.5
		GD22060H48	48	36 to 54	1.5	72						
	Ø254x89 10"x3.5"	GD25489L12	12	6.0 to 13.5	3.5	42						
		GD25489L24	24	18 to 26.5	1.5	36	2000	16	565	16.4	0.65	63.8
		GD25489L48	48	36 to 54	0.8	38.4						
		GD25489M24	24	18 to 26.5	3.7	88.8	3000	24.5	864	34.4	1.35	73.5
		GD25489M48	48	36 to 54	1.9	91.2						
		GD25489H24	24	18 to 26.5	7.8	187.2	4000	37.4	1321	43	1.7	90
		GD25489H48	48	36 to 54	4	192						

More NEW products are coming soon...



New Model
GRE175A







New Model
GD14038 XPressure






Customized IP
IP68 Protection

DC Radial Fans - GRD Series

Picture	Size	Model	Voltage	Voltage Range	Current	Power	Speed	Max. Air Flow		Max. Static Pressure		Noise level
	mm		VDC	VDC	A	W	RPM	m ³ /min	CFM	mmH ₂ O	INH ₂ O	dB(A)
	50x50x15 2"x2"x0.6"	GRD5015L05	5	3.6 to 6.8	0.16	0.8	4300	0.081	2.87	10.2	0.42	35.1
		GRD5015L12	12	6.0 to 13.5	0.09	1.08						
		GRD5015M05	5	3.6 to 6.8	0.21	1.05	4900	0.093	3.31	12.53	0.49	37.1
		GRD5015M12	12	6.0 to 13.5	0.12	1.44						
		GRD5015M24	24	18 to 26.5	0.07	1.68						
		GRD5015H12	12	6.0 to 13.5	0.21	2.52						
GRD5015H24	24	18 to 26.5	0.15	3.6	6500	0.104	3.67	23.9	0.94	44.8		
	50x50x20 2"x2"x0.8"	GRD5020L05	5	3.6 to 6.8	0.17	0.85	4000	0.081	3.09	15.222	0.599	32.1
		GRD5020L12	12	6.0 to 13.5	0.14	1.68						
		GRD5020L24	24	18 to 26.5	0.07	1.68						
		GRD5020M05	5	3.6 to 6.8	0.39	1.95	5000	0.109	3.87	19.028	0.749	37
		GRD5020M12	12	6.0 to 13.5	0.19	2.28						
		GRD5020M24	24	18 to 26.5	0.11	2.64						
GRD5020H12	12	6.0 to 13.5	0.23	2.76								
GRD5020H24	24	18 to 26.5	0.15	3.6	5500	0.121	4.26	20.931	0.824	39.6		
	50x50x25 2"x2"x1"	GRD5025L05	5	3.6 to 6.8	0.16	0.8	3000	0.087	3.09	5.222	0.206	34.5
		GRD5025L12	12	6.0 to 13.5	0.11	1.32						
		GRD5025M05	5	3.6 to 6.8	0.35	1.75	4000	0.113	3.993	11.24	0.442	40.3
		GRD5025M12	12	6.0 to 13.5	0.2	2.4						
		GRD5025M24	24	18 to 26.5	0.1	2.4						
		GRD5025H12	12	6.0 to 13.5	0.25	3						
GRD5025H24	24	18 to 26.5	0.12	2.88	5000	0.151	5.305	20.801	0.819	46.2		
	75x75x30 3"x3"x1.2"	GRD7530L12	12	6.0 to 13.5	0.12	1.44	2000	0.18	6.31	5.04	0.2	32.2
		GRD7530L24	24	18 to 26.5	0.08	1.92						
		GRD7530M12	12	6.0 to 13.5	0.22	2.64	3000	0.29	10.35	8.96	0.35	41.9
		GRD7530M24	24	18 to 26.5	0.14	3.36						
		GRD7530M48	48	36 to 54	0.07	3.36						
		GRD7530H12	12	6.0 to 13.5	0.3	7.2						
GRD7530H24	24	18 to 26.5	0.3	7.2	3700	0.36	12.66	16.28	0.64	46.1		
GRD7530H48	48	36 to 54	0.11	5.28								

DC Radial Fans - GRD Series

Picture	Size	Model	Voltage	Voltage Range	Current	Power	Speed	Max. Air Flow		Max.Static Pressure		Noise level
	mm		VDC	VDC	A	W	RPM	m ³ /min	CFM	mmH ₂ O	INH ₂ O	dB(A)
	97x97x33 3.8"x3.8"x1.3"	GRD9733L12	12	6.0 to 13.5	0.32	3.84	3500	0.61	21.48	15.72	0.62	49.4
		GRD9733L24	24	18 to 26.5	0.19	4.56						
		GRD9733M12	12	6.0 to 13.5	0.71	8.52	4500	0.68	24.01	30.9	1.22	53.1
		GRD9733M24	24	18 to 26.5	0.38	9.12						
		GRD9733H12	12	6.0 to 13.5	1.5	18	6000	1.03	36.34	63.1	2.48	57.9
		GRD9733H24	24	18 to 26.5	0.73	17.52						
	100x95x15 3.9"x3.7"x0.6" NEW	GRD10015L12	12	6.0 to 13.5	0.17	2.04	2000	0.30	10.65	4.06	0.16	30.5
		GRD10015L24	24	18 to 26.5	0.12	2.88						
		GRD10015M12	12	6.0 to 13.5	0.55	6.6	3000	0.49	17.58	9.78	0.39	40.2
		GRD10015M24	24	18 to 26.5	0.28	6.72						
		GRD10015H12	12	6.0 to 13.5	0.7	8.4	4000	0.66	23.28	13.78	0.54	47.1
		GRD10015H24	24	18 to 26.5	0.32	7.68						
	120x120x32 4.7"x4.7"x1.3"	GRD12032L12	12	6.0 to 13.5	0.6	7.2	2500	0.71	25.11	20.4	0.80	50.6
		GRD12032L24	24	18 to 26.5	0.25	6						
		GRD12032M12	12	6.0 to 13.5	1	12	3000	0.773	27.32	28.7	1.13	55.5
		GRD12032M24	24	18 to 26.5	0.5	12						
		GRD12032M48	48	36 to 54	0.3	14.4	3300	0.821	29.02	35.4	1.39	59.8
		GRD12032H12	12	6.0 to 13.5	1.46	17.52						
		GRD12032H24	24	18 to 26.5	0.65	15.6	3300	0.821	29.02	35.4	1.39	59.8
		GRD12032H48	48	36 to 54	0.4	19.2						

AC Axial Fans

AC Radial Fans

DC Axial Fans

DC Radial Fans

EC Axial Fans

Fan Accessories

Excellence in energy-saving

EC Axial Fans

GE Series

Features













- Size range from 60mm to 220mm
- Voltage: 110V, 220V
- Operation temperatures range: $-30^{\circ}\text{C} \sim 70^{\circ}\text{C}$
- Speed from 2000 rpm to 10,000 rpm
- Service life from 30,000 to 70,000 hours
- Optional functions: PWM, FG, RD

Certificates

- UL



EC Axial Fans - GE Series

Picture	Size	Model	Voltage	Voltage Range	Freq.	Power	Speed	Max. Air Flow	Max. Static Pressure	Noise level
	mm		VAC	VAC	Hz	W	RPM	m ³ /min CFM	mmH ₂ O INH ₂ O	dB(A)
	60x60x25 2.4"x2.4"x1"	GE6025M1/2	110/220	100~240	50/60	3	5500	0.612 21.62	7.236 0.285	38
	NEW 80x80x25 3.1"x3.1"x1" Xflow	GE8025M1/2	110/220	100~240	50/60	4.8	3000	1.08 38.23	3.1 0.12	35.7
	80x80x38 3.1"x3.1"x1.5" XPressure	GE8038M1/2	110/220	100~240	50/60	10	6000	2.39 84.32	24.95 0.98	57.3
	92x92x25 3.6"x3.6"x1"	GE9225M1/2	110/220	100~240	50/60	3.5	3500	1.71 60.25	5.94 0.23	40.9
	92x92x38 3.6"x3.6"x1.5" XPressure	GE9238M1/2	110/220	100~240	50/60	10	6000	3.49 123.05	36.4 1.43	55.6
	120x120x25 4.7"x4.7"x1"	GE12025M1/2	110/220	100~240	50/60	8	2500	2.08 73.45	4.65 0.18	36.8
	120x120x38 4.7"x4.7"x1.5"	GE12038M1/2	110/220	100~240	50/60	10	3500	3.95 139.4	13.69 0.54	50.6
	150x150x50 5.9"x5.9"x2"	GE15050M110	110	100/125	50/60	25	3500	9.25 326.2	17.15 0.68	63.2
		GE15050M220	220	200/240	50/60	25				
	172x150x51 6.8"x5.9"x2"	GE17250M110	110	100/125	50/60	25	3500	9.25 326.2	17.15 0.68	63.2
		GE17250M220	220	200/240	50/60	25				
	NEW 180x180x60 7"x7"x2.4"	GE18060M110	110	100/125	50/60	40	3500	11.1 392.03	21.71 0.86	64.9
		GE18060M220	220	200/240	50/60	40				
	200x200x60 7.9"x7.9"x2.4"	GE20060M110	110	100/125	50/60	28	3000	17.49 616.4	11.08 0.44	65.8
		GE20060M220	220	200/240	50/60	28				
	Ø220x60 8.7"x2.4"	GE22060M110	110	100/125	50/60	28	3000	17.49 616.4	11.08 0.44	65.8
		GE22060M220	220	200/240	50/60	28				

AC Axial Fans

AC Radial Fans

DC Axial Fans

DC Radial Fans

EC Axial Fans

Fan Accessories

Fan and Filter Units & Fan Accessories

- Plastic Fan Filter
- Plastic Fan Guard
- Aluminum Screen Filter
- Metal Finger Guard



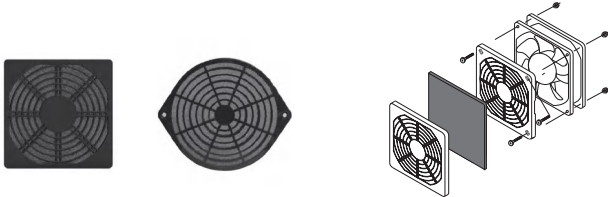
Fan and Filter Units



Fan Accessories

Plastic Fan Filter

For 40-200mm fans



Plastic Fan Guard

For 80-254mm fans



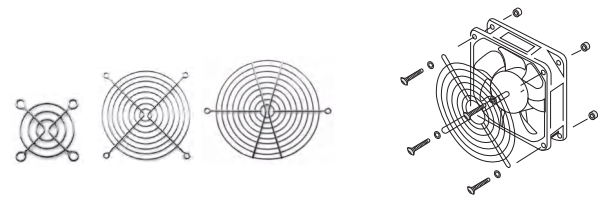
Aluminum Screen Filter

For 60-170mm fans



Metal Finger Guard

For 40-280mm fans





Guangzhou Guanxie Fan Manufacturing Co.,Ltd.

Add: Building 4, No.7 Lanhua Street, Dagang Industrial Zone,
Baiyunhu Street, Baiyun District, Guangzhou, China.

Mob: +86 183 1666 5997

Tel: +86 020-36678158

Fax: +86 020-83377440

E-mail: info@acdcecfan.com.cn

Web: www.acdcecfan.com
www.acdcfan.com.cn



Area Systems Srl

Via San Marco 10
30030 Tombelle di Vigonovo VE
P. Iva/C.F. 04952870287
Tel: +39 0497960705
email: info@areasystems.it
www.areasystems.it

